

SMD Molded Power Inductor


GCDA1030 Series



FEATURES

- Integrated Shielding Construction
- Alloy Material with Excellent withstanding Current Characteristics
- Featured with High Inductance and Low DCR Characteristics
- Variable Inductance Value (0.22uH ~ 10uH) with Wide Frequency Range
- Operating Range: -45°C~+125°C(Including Self- Temperature Rise)
- RoHS Compliant

PART NUMBER CONSTRUCTION

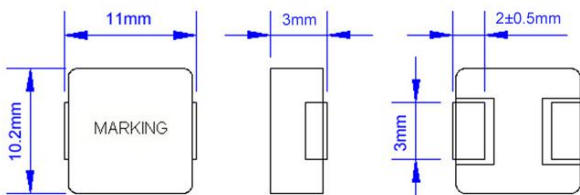


① Tolerance: M = 20% N = 30%
 ② Packing: B = Bulk T = Tape and Reel
 *Refer to Electrical Specification table

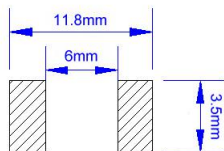
ELECTRICAL SPECIFICATIONS

Part Number	Inductance(μH) ±20%	DCR(mΩ)		I _{rms} (A)	I _{sat} (A)
		Typical	Max		
GCDA1030-R22M	0.22	0.7	1.0	20	40
GCDA1030-R47M	0.47	3.0	4.5	16	28
GCDA1030-1R0M	1.0	6.4	9.6	13	20
GCDA1030-1R5M	1.5	9.0	13	11	16
GCDA1030-2R2M	2.2	11	16	10	16
GCDA1030-3R3M	3.3	17	24	7	13
GCDA1030-4R7M	4.7	25	34	6	11
GCDA1030-6R8M	6.8	42	52	5	10
GCDA1030-8R2M	8.2	49	60	4.5	9
GCDA1030-100M	10	55	65	4	8

PRODUCT DIMENSIONS

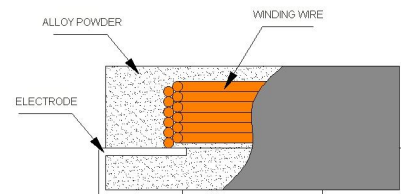


RECOMMENDED LANDING PATTERN



MATERIALS & STRUCTURE

- Core:** Alloy Powder
- Wire:** Copper
- Terminal:** Nickel Plating
- Ink:** Black



PACKING
1000PCS/REEL